

Ball Shaped Wireless Speaker (BTS298)

VALORE

Thank you for purchasing the Valore Ball Shaped Wireless Speaker (BTS298).

Enjoy astonishing full stereo (L and R) surround sound with the Valore ball shaped wireless speaker. Compact and lightweight, with concealed left and right 2W speakers which can be extended from the main body.

Important: Please read the user manual thoroughly before using your wireless speaker.

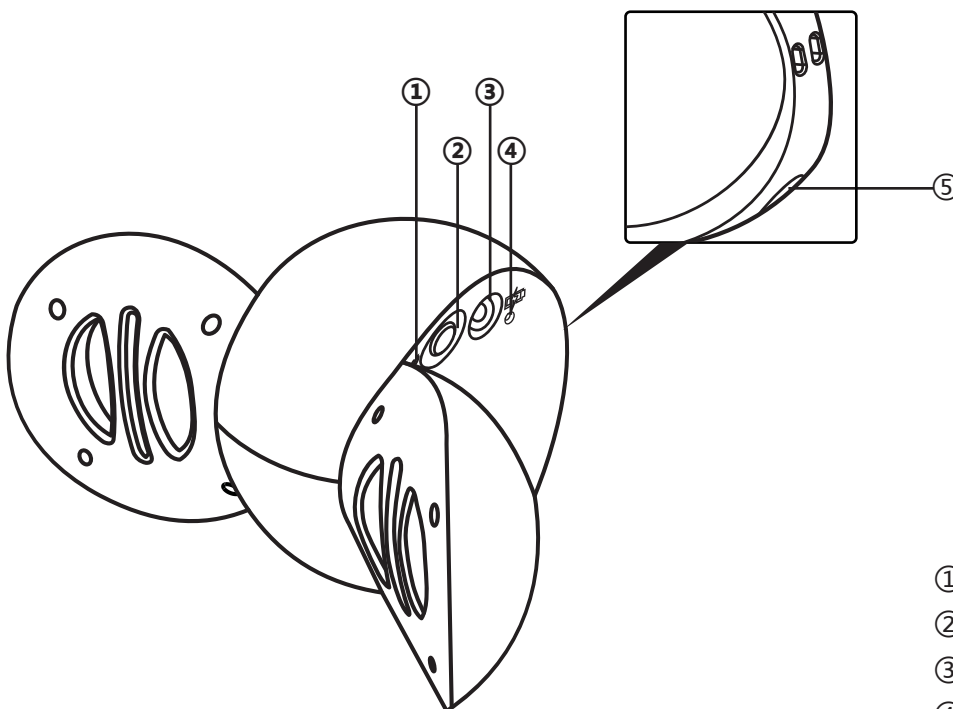
Specifications:

- Wireless range: Up to 10m
- Built-in battery: 500mAh rechargeable
Lithium-ion battery
- Power output: 2 x 2W
- Standby time: Up to 70 hours
- Charging time: Up to 2.5 hours
- Playback time: Up to 6 hours
- Dimension (Dia x H): 78Ø x 76mm
- Material: ABS
- Weight: 135g

Package Contents:

- Ball Shaped Wireless Speaker
- Strap
- AUX USB charging cable (400mm)
- 3.5mm AUX cable (400mm)

UNDERSTANDING THE PRODUCT

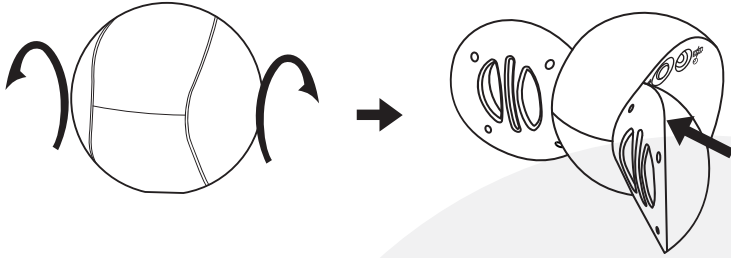


- ① LED indicator
- ② Multi-functional button (M)
- ③ AUX charging port
- ④ Charging indicator
- ⑤ 3.5mm Auxiliary port

START USING THE WIRELESS SPEAKER

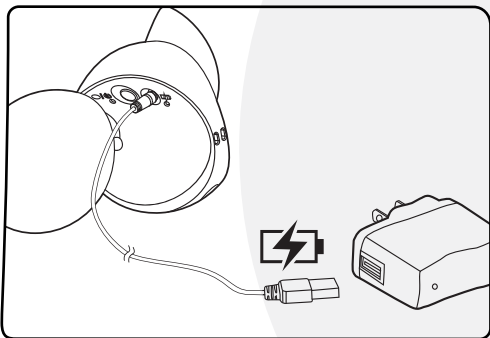
1) Power On/Off

Swivel open the case of the speaker and press onto the Multi-functional button to power on.



2) Charging the wireless speaker

Connect the 3.5mm charging cable provided to the aux charging port. A red LED turns on during charging and turns blue when it is fully charged.



Note: Please charge the speaker for at least 8 hours before first use. Please make sure that the speaker is switched off when charging is in progress.

3) Pairing the wireless speaker (switched off)

Step 1: Activate Bluetooth function on your mobile device to begin pairing with speaker.

Step 2: Press the Multi-functional button till LED indicator fast flashes blue.

Step 3: Connect to the speaker by selecting 'Valore BTS298' under the device list.

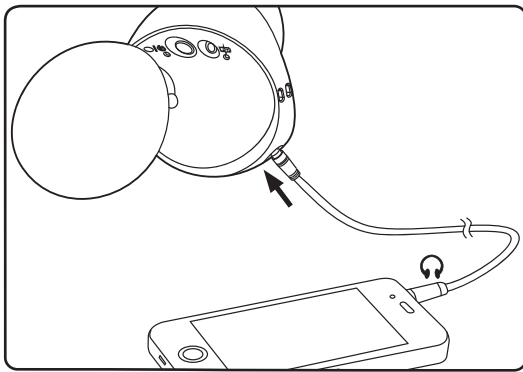
Step 4: Once connected, the LED light at the will be solid blue.

Note: If the pairing is not successful, please turn off wireless speaker first, and then re-pair again. After pairing is successful, paired devices will remember each other. Unless pairing information is deleted because of new pairing, no need to pair when using the next time.

If you want to pair the wireless speaker with other devices, please turn off Bluetooth function of existing source device, and pair the wireless speaker with the new device according to steps 1-4 mentioned above.

All volume/next song controls are control from your smartphone device.

Use the 3.5mm audio cable to connect your player to play music directly. The Bluetooth connection will be powered off.



TROUBLESHOOTING

Issue 1: Speaker is unable to connect successfully to your mobile device

Problem 1: Speaker's battery is flat

Solution: Fully charge the speaker (2.5 hours) and retry connection with your mobile device.

Problem 2: Speaker not paired to your mobile device

Solution: Make sure that the speaker is successfully paired upon selecting 'Valore BTS-126' in the device list.

Problem 3: Speaker and mobile device too far apart

Solution: Make sure that the speaker is within a metre range during pairing and connection.

Problem 4: Speaker is connected to other mobile device

Solution: Make sure that the speaker has already been disconnected before making a new connection with a new device.

Issue 2: Sound from the speaker is too soft or silent

Problem 1: Speaker's battery is low / flat

Solution: Fully charge the speaker (2.5 hours) and retry connection with your mobile device.

Problem 2: Speaker or mobile device's volume is too low

Solution: Turn the volume of the speaker or mobile device up to increase the volume.

Problem 3: Music track may not be audible

Solution: Make sure that the music track is of a playable format for the mobile device.

Problem 4: Speaker and mobile device might not be connected properly.

Solution: Repeat the connection step via Bluetooth again to make sure that it is connected properly and try again.

TECHNICAL SUPPORT & WARRANTY

- For Technical Support, email us at v.info@valore.sg.
- For Warranty Registration, visit www.valore.sg.

Cautions:

Read all the instructions and warnings carefully prior to using this product.

- Do not store the speaker in a high temperature environment.
- Do not place the speaker near a fire or other excessively hot environments.
- Do not expose this speaker to moisture or submerge it in liquid. Keep speaker dry at all times.
- Do not attempt to charge the speaker using any other method or connection other than the headset's provided charging cable.
- Do not disassemble this speaker or attempt to repair or modify it in any manner.
- Be cautious of excessive drops, bumps, abrasions or other impacts to this headset. If there is any damage to the speaker such as dents, punctures, tears, deformities or corrosion, stop using the speaker and contact us immediately via email at v.info@valore.sg, or return this product to the store where you have purchased it from.
- If the product produces an abnormal smell, high temperature (low temperature during normal use), discolours or changes shape abnormally, stop using the product and contact us immediately via email at v.info@valore.sg.

DISCLAIMER & TRADEMARKS

All information, trademarks, logos, graphics, and images ("Materials") provided on this user manual are copyrighted or trademarked and are the property of Valore Lifestyle Pte Ltd. Any unauthorized use of any material contained on the instruction manual may violate copyright laws, trademark laws, laws of privacy and communications statutes.

The trademarks, service marks and logos used and displayed in the Materials are registered and unregistered trademarks and service marks of Valore and others. All other registered and unregistered company names, product names and marks mentioned herein the ("Materials") are the property of their respective owners and may be trademarks or registered trademarks.

Complies with
IMDA Standards
DA103331



Inspired by Valore Singapore

For full range of Valore products visit www.valore.sg