

Thank you for purchasing the Valore LED Table Lamp (LTL09).

Add a talking point to your contemporary bedside or work desk with a distinctively-designed LED table lamp.

Important: Please read the user manual thoroughly before using your table lamp.

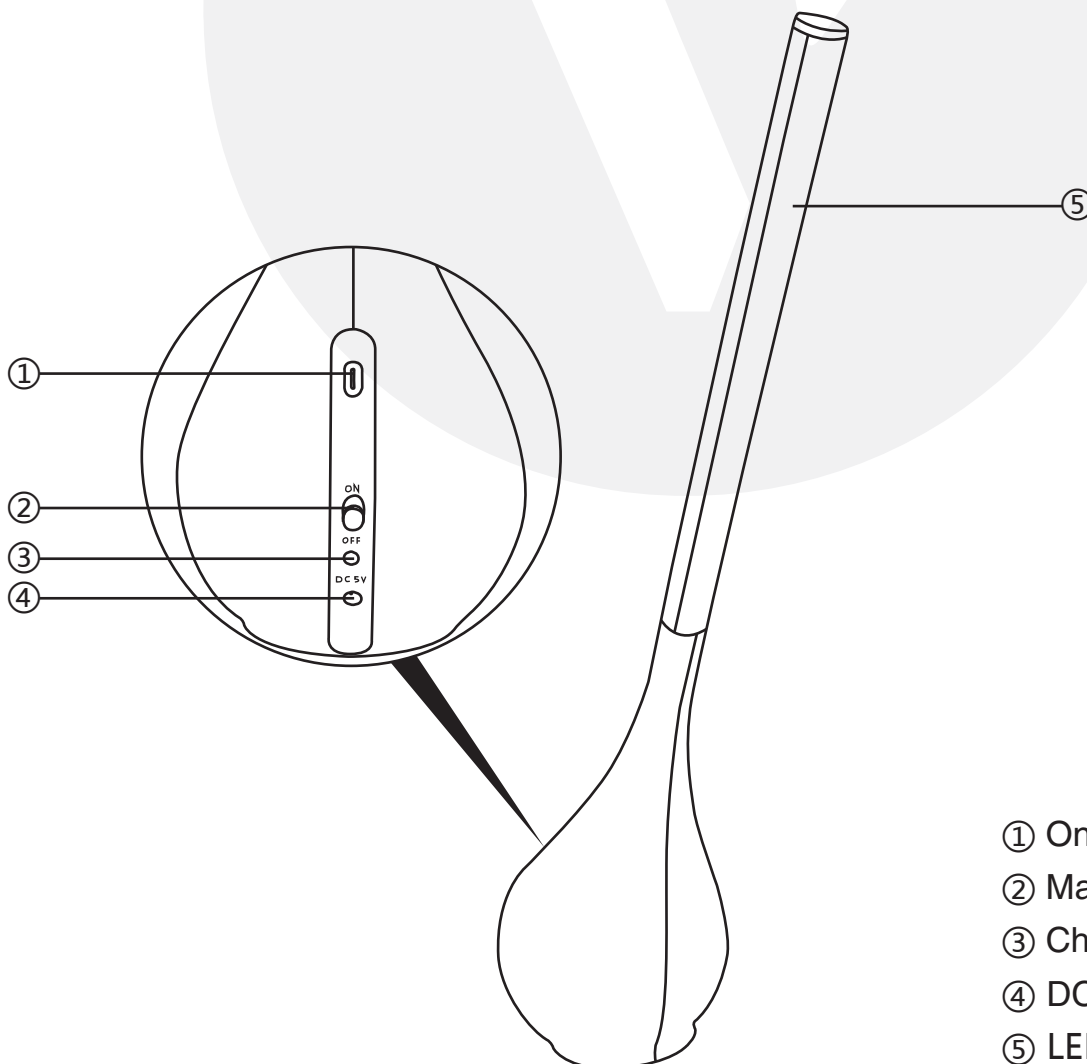
Specifications:

- Power input: DC5V/2A (max)
- Light type: 2835 LED chip
- Battery type: 2200mAh Lithium-ion battery
- Colour temperature: 5000K – 6500K (Day light)
- Illumination: $\geq 85\text{lm}$
- Material: ABS
- Dimensions (L x W x H): 90 x 90 x 400mm
- Weight: 453g

Package Contents:

- LED table lamp
- USB charging cable

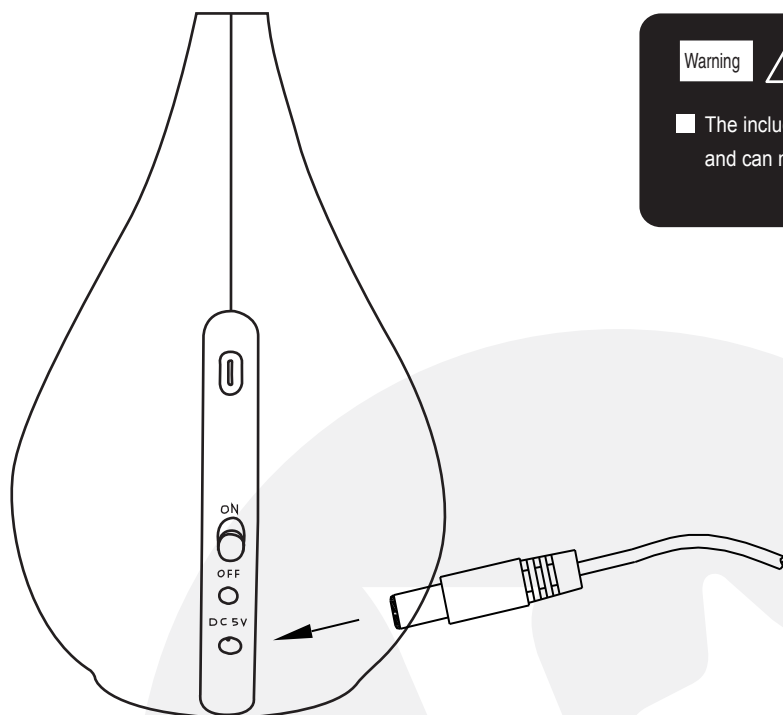
UNDERSTANDING THE PRODUCT



- ① On/Off touch switch
- ② Main On/Off switch
- ③ Charging indicator
- ④ DC charging port
- ⑤ LED light

START USING THE LED TABLE LAMP

Connect the USB charging cable into the DC port on the rear of the lamp to power. When fully charged, charging indicator will turn green from red.

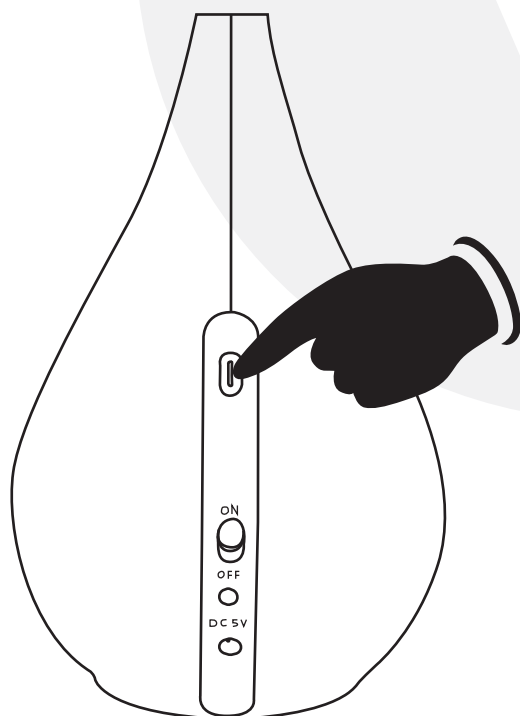


Warning

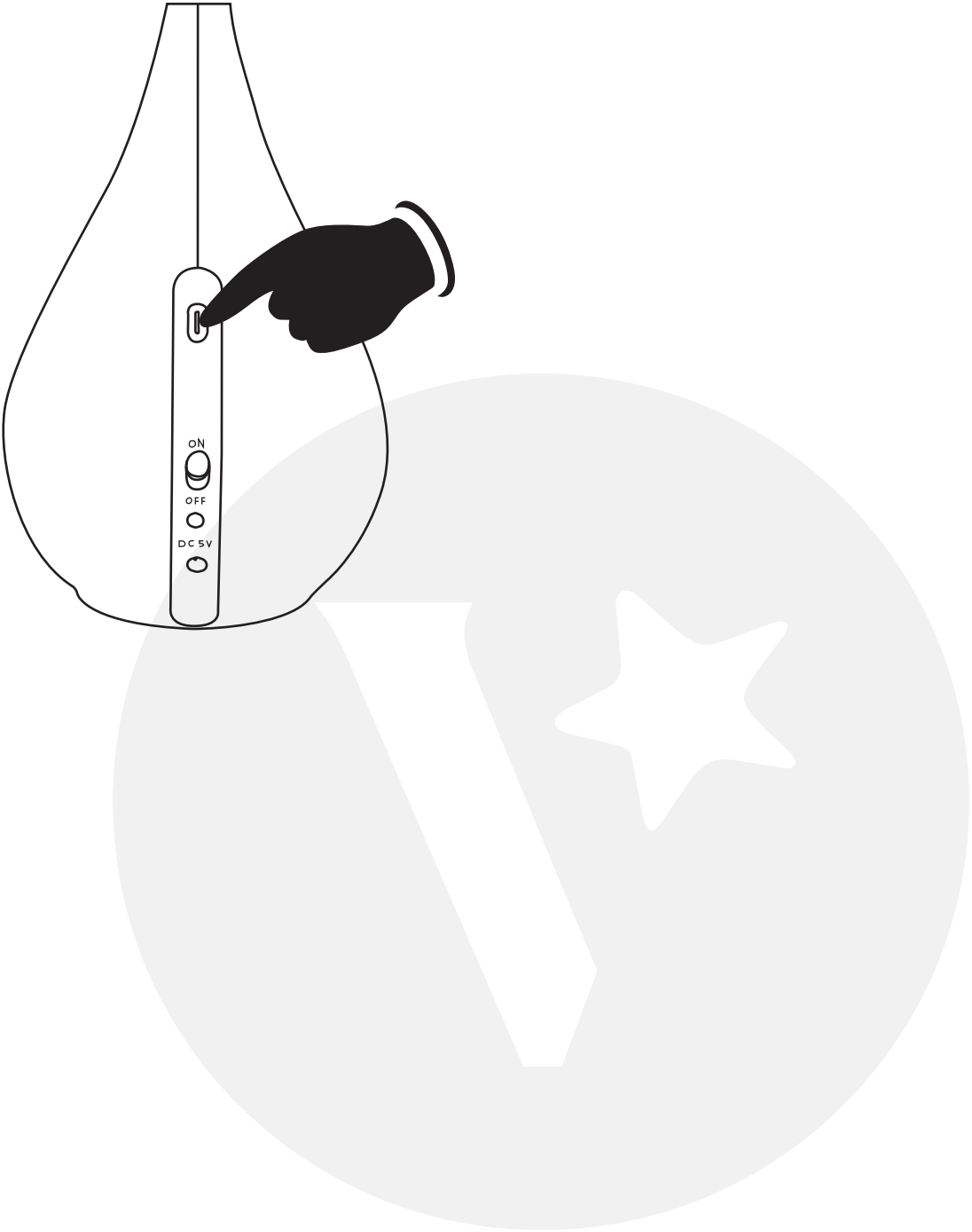


- The included USB charging cable for this product-specific and can not be used for other appliances

Push the Main On/Off switch to 'ON', then short touch the On/Off touch switch to switch the table lamp on.



Long touch the On/Off touch switch to adjust the LED light brightness. The brightness will descend, long touch again to ascend.



TECHNICAL SUPPORT & WARRANTY

- For Technical Support, email us at v.info@valore.sg.
- For Warranty Registration, visit www.valore.sg.

Cautions:

Read all the instructions and warnings carefully prior to using this product.

- Do not store the table lamp in a high temperature environment.
- Do not place the table lamp near a fire or other excessively hot environments.
- Do not expose its table lamp to moisture or submerge it in liquid. Keep table lamp dry at all times.
- Do not attempt to charge the table lamp using any other method or connection other than the table lamp's provided charging cable.
- Do not disassemble this table lamp or attempt to repair or modify it in any manner.
- Be cautious of excessive drops, bumps, abrasions or other impacts to this table lamp. If there is any damage to the table lamp such as dents, punctures, tears, deformities or corrosion, stop using the table lamp and contact us immediately via email at v.info@valore.sg, or return this product to the store where you have purchased it from.
- If the product produces an abnormal smell, high temperature (low temperature during normal use), discolours or changes shape abnormally, stop using the product and contact us immediately via email at v.info@valore.sg.

DISCLAIMER & TRADEMARKS

All information, trademarks, logos, graphics, and images ("Materials") provided on this user manual are copyrighted or trademarked and are the property of Valore Lifestyle Pte Ltd. Any unauthorized use of any material contained on the instruction manual may violate copyright laws, trademark laws, laws of privacy and communications statutes.

The trademarks, service marks and logos used and displayed in the Materials are registered and unregistered trademarks and service marks of Valore and others. All other registered and unregistered company names, product names and marks mentioned herein the ("Materials") are the property of their respective owners and may be trademarks or registered trademarks.