

# Valore Emu – 10000mAh Power Bank (PB17)

# VALORE

Thank you for purchasing the Valore Emu – 10000mAh Power Bank (PB17).

Sleek and portable, the Valore Emu 10000mAh power bank is able to satisfy your thirst for power throughout your busiest and longest days. An additional USB output plus built-in 2-in-1 cable (micro USB and 8-Pin) with detachable Type-C adaptor allows you to charge different types of devices conveniently.

**Important:** Please read the user manual thoroughly before using your Power Bank.

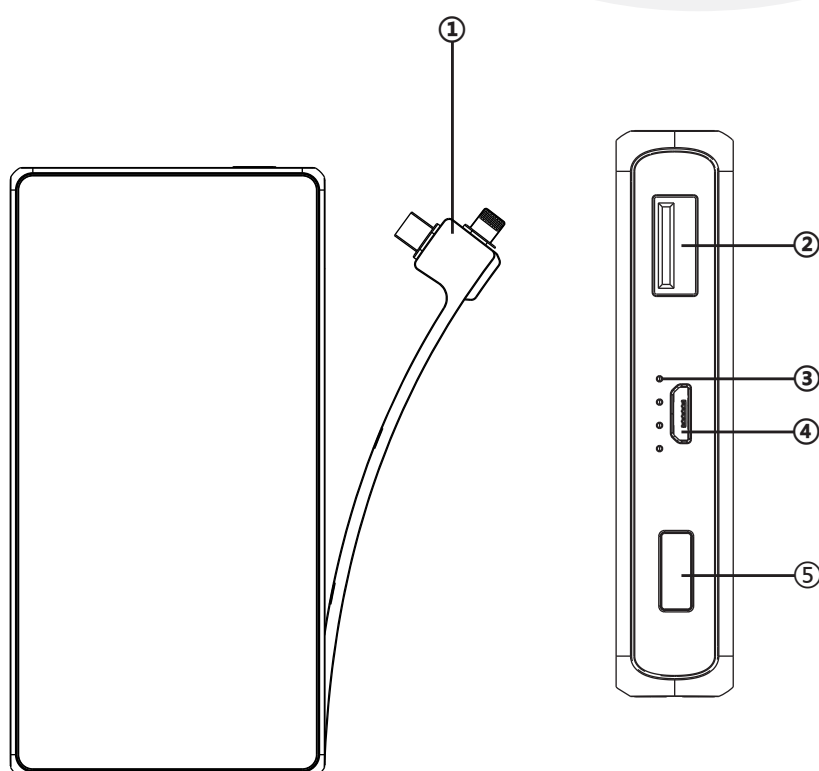
## Specifications:

- Battery type: Built-in Polymer Lithium-ion
- Battery capacity: 10000mAh
- Input: 5V/2.0A (max)
- Output: 5V/2.0A (max)
- Charging time: 6 hours (5V/2.0A USB adaptor)
- Recharging cycle: 300 times cycle
- Operating temperature: -10°C to 40°C
- Material: ABS + PC
- Dimensions (H x W x D): 142 x 73.5 x 15mm
- Weight: 245g

## Package Contents:

- 10000mAh Power Bank
- Type-C adaptor
- USB charging cable (280mm)
- Soft pouch

## UNDERSTANDING THE PRODUCT

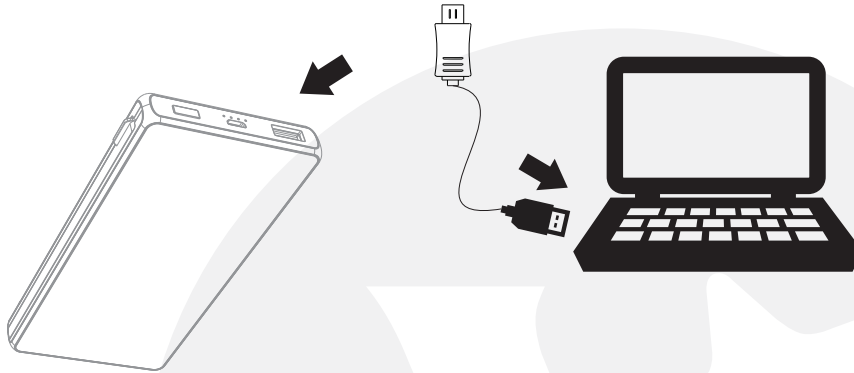


- ① Output 2 (Type-C & 8-Pin)
- ② Output 1
- ③ LED indicator
- ④ Micro USB input
- ⑤ Power button

# START USING THE 10000MAH POWER BANK

## 1) Charging the power bank

Connect your power bank to the USB adaptor (2.0A) using the charging cable provided. When all LED indicator lights up, it indicates that the battery is fully charged.



Power level:

1/4 full : <25%

Half full : <50%

3/4 full : <75%

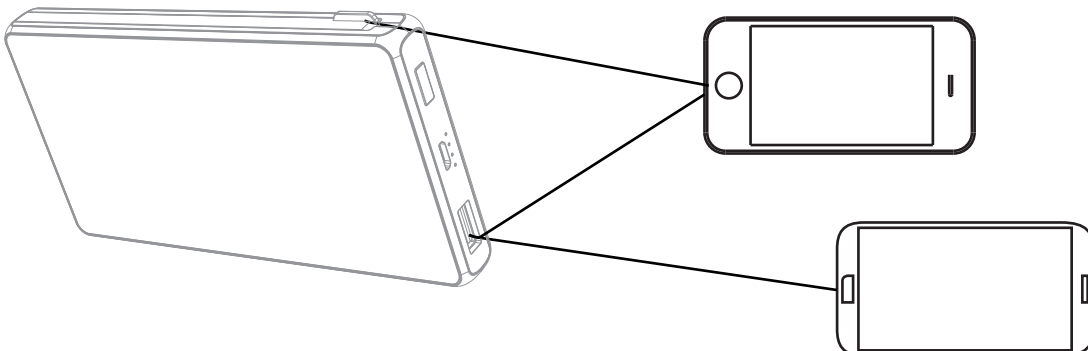
Full : <=100%

*\*The above mentioned is for reference only*

Note: Fully charge the power bank for at least 14-16 hours before first use. This is to maximise the battery performance and prolonging the life of lithium ion batteries. Recharge your power bank once every three months when not in use or seldom used.

## 2) Charging of devices

Connect your power bank to your mobile device's 8-pin port using the built-in Micro USB & 8-pin cable or a separate cable to connect to your mobile devices Micro USB port.



## TROUBLESHOOTING

### Issue 1:

Power bank is unable to charge your mobile device

**Problem 1:** Power bank battery is flat

**Solution:** Fully charge the power bank and resume charging your mobile device.

### Issue 2:

Power bank drains off quickly

**Problem:** Running multiple applications on your mobile device

**Solution:** Turn off all running applications on the mobile device and leave it to charge till full. Extra consumption of energy would be due to heat produced during the charging of your mobile device.

### Issue 3:

Unable to charge (power indicator is not flashing)

**Problem 1:** The voltage of the power adapter is too low.

**Solution:** Use 5V supply with at least 800mAh for charging.

**Problem 2:** Faulty cable

**Solution:** Check the cable to ensure that it is well connected or replace damaged cables.

## TECHNICAL SUPPORT & WARRANTY

- For Technical Support, email us at [v.info@valore.sg](mailto:v.info@valore.sg).
- For Warranty Registration, visit [www.valore.sg](http://www.valore.sg).

### Cautions:

Read all the instructions and warnings carefully prior to using this product.

- Do not dismantle or open the power bank
- Do not subject the power bank to mechanical shock such as crushing, bending, puncturing or shredding. Avoid dropping or placing heavy object on the power bank.
- Do not expose the power bank to water or other liquids
- Do not expose the power bank to heat and/or fire. Avoid storage in direct sunlight.
- Do not attempt to insert foreign objects into the power bank. Do not short-circuit the power bank by storing it haphazardly in receptacle where it may be short-circuited by other metallic or conductive objects.
- Do not use any charger\* other than that specifically provided for use with the power bank. Battery usage by children should be supervised.

\*The charger may also be known as the adaptor, and is used to charge the power bank

### DISCLAIMER & TRADEMARKS

All information, trademarks, logos, graphics, and images (“Materials”) provided on this user manual are copyrighted or trademarked and are the property of Valore Lifestyle Pte Ltd. Any unauthorized use of any material contained on the instruction manual may violate copyright laws, trademark laws, laws of privacy and communications statutes. The trademarks, service marks and logos used and displayed in the Materials are registered and unregistered

trademarks and service marks of Valore and others. All other registered and unregistered company names, product names and marks mentioned herein the (“Materials”) are the property of their respective owners and may be trademarks or registered trademarks.



Inspired by Valore Singapore

For full range of Valore products visit [www.valore.sg](http://www.valore.sg)