

Valore Versatile - 8000mAh Power Bank (PB22)

VALORE

Thank you for purchasing the Valore Versatile - 8000mAh Power Bank.

With 3 different input ports to choose from, you can now recharge the Valore Versatile 8000mAh power bank using any standard mobile phone charging cable (micro USB, Type-C and 8-pin). In addition, charge up to three devices simultaneously via the 2.0A output dual USB ports and 2.4A output Type-C port.

Important: Please read the user manual thoroughly before using your Power Bank.

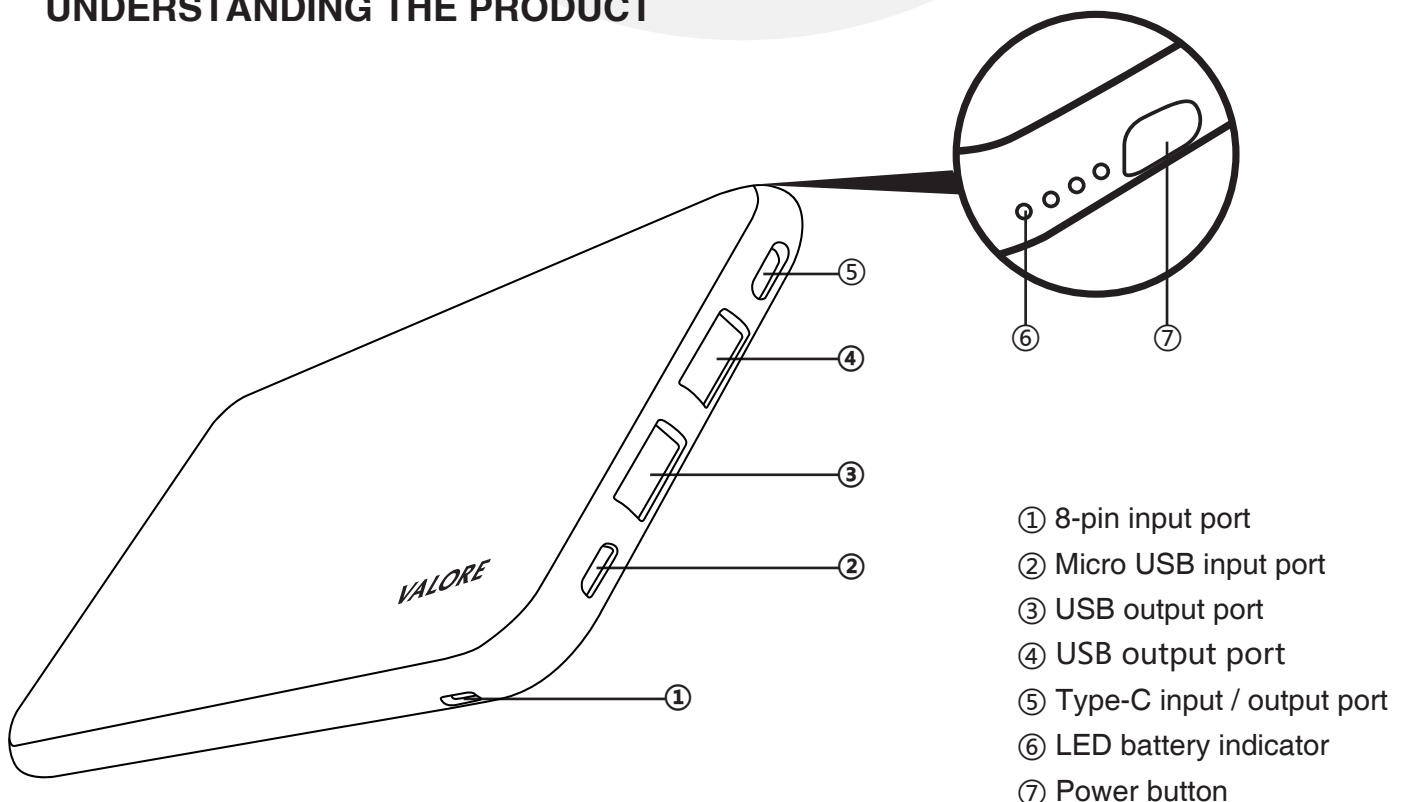
Specifications:

- Battery type: Built-in Polymer Lithium-ion
- Battery capacity: 8000mAh
- Power input (Micro-USB): 5V.2.0A (max)
- Power input (8-pin): 5V.2.0A (max)
- Power input (Type-C): 5V/2.4A (max)
- Power output (USB 1): 5V.2.0A (max)
- Power output (USB 2): 5V.2.0A (max)
- Power output (Type-C): 5V.2.4A (max)
- Charging time: 5 hours (5V/2.0A USB adaptor)
- Recharging cycle: 500 times cycle
- Operating temperature: 0°C to 45°C
- Material: ABS + PC
- Dimensions (L x W x H): 145 x 80 x 12mm
- Weight: 200g

Package Contents:

- 8000mAh power bank
- Soft pouch
- USB charging cable (220mm)

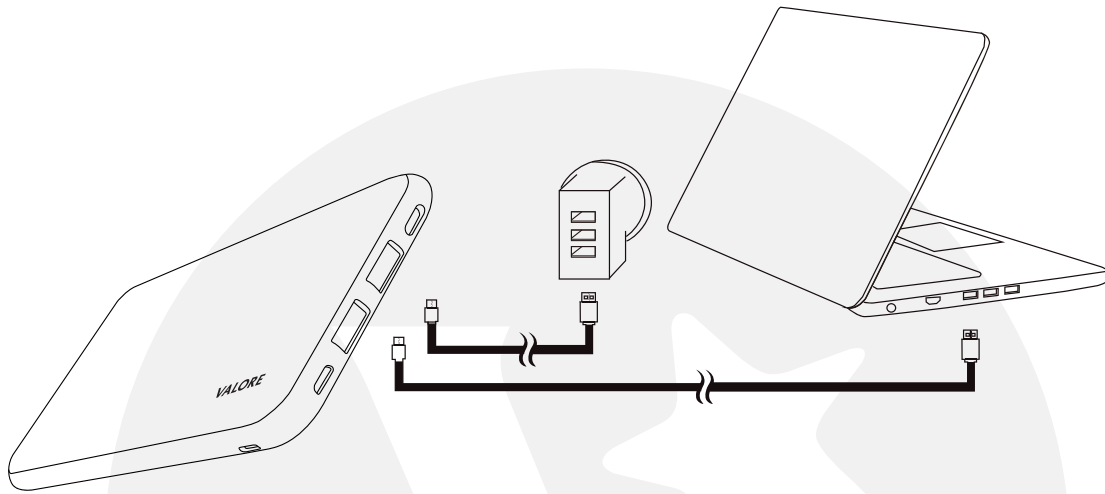
UNDERSTANDING THE PRODUCT



START USING THE 8000MAH POWER BANK

1) Charging the power bank

Connect your power bank to the USB adapter (2.0A) using the charging cable provided. When the LED indicator displays full LED lights, it indicates that the battery is fully charged.



Power level:

1/4 full : <25%

Half full : <50%

3/4 full : <75%


Full : <=100%

*The above mentioned is for reference only

Note: Fully charge the power bank for at least 14-16 hours before first use. This is to maximise the battery performance and prolonging the life of lithium ion batteries. Recharge your power bank once every three months when not in use or seldom used.

2) Charging of devices

Connect a USB cable to the USB or Type-C output port of the power bank and the other end to your device. Press the power button once to begin charging.



TROUBLESHOOTING

Issue 1:

Power bank is unable to charge your mobile device

Problem 1: Power bank battery is flat

Solution: Fully charge the power bank and resume charging your mobile device.

Issue 2:

Power bank drains off quickly

Problem: Running multiple applications on your mobile device

Solution: Turn off all running applications on the mobile device and leave it to charge till full. Extra consumption of energy would be due to heat produced during the charging of your mobile device.

Issue 3:

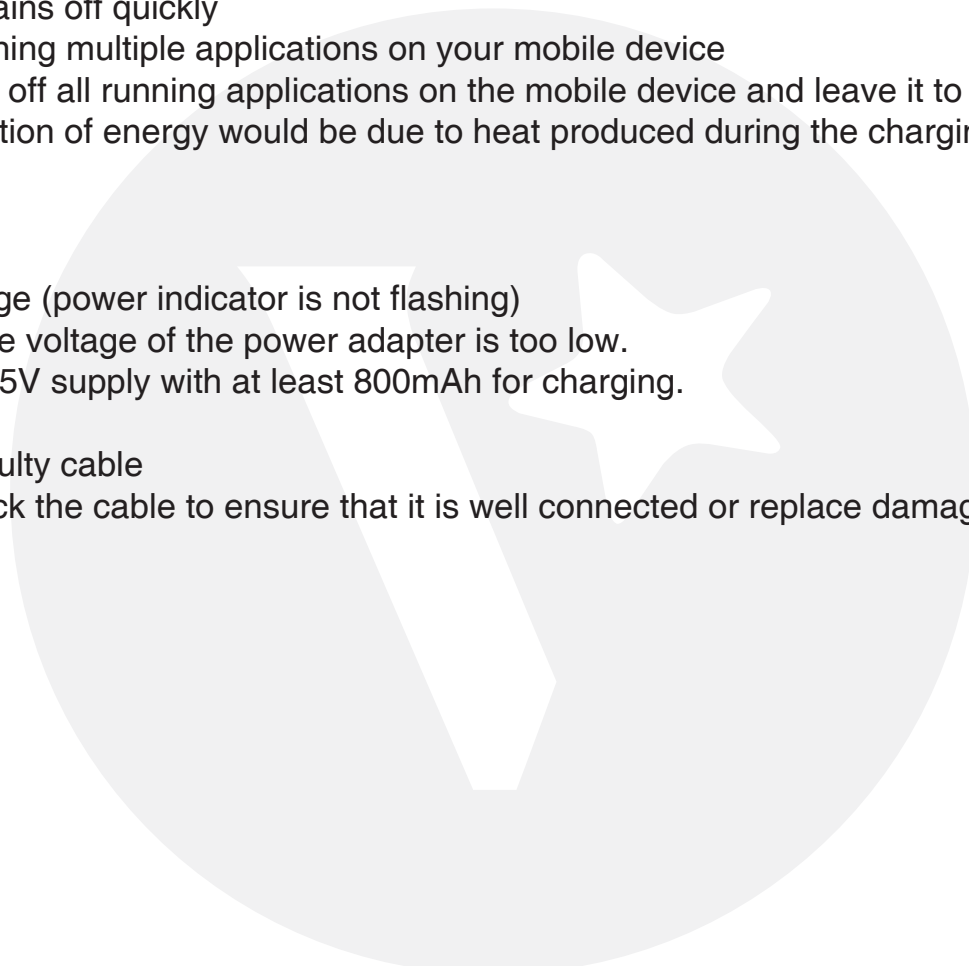
Unable to charge (power indicator is not flashing)

Problem 1: The voltage of the power adapter is too low.

Solution: Use 5V supply with at least 800mAh for charging.

Problem 2: Faulty cable

Solution: Check the cable to ensure that it is well connected or replace damaged cables.



TECHNICAL SUPPORT & WARRANTY

- For Technical Support, email us at v.info@valore.sg.
- For Warranty Registration, visit www.valore.sg.

Cautions:

Read all the instructions and warnings carefully prior to using this product.

- Do not dismantle or open the power bank
- Do not subject the power bank to mechanical shock such as crushing, bending, puncturing or shredding. Avoid dropping or placing heavy object on the power bank.
- Do not expose the power bank to water or other liquids
- Do not expose the power bank to heat and/or fire. Avoid storage in direct sunlight.
- Do not attempt to insert foreign objects into the power bank. Do not short-circuit the power bank by storing it haphazardly in receptacle where it may be short-circuited by other metallic or conductive objects.
- Do not use any charger* other than that specifically provided for use with the power bank. Battery usage by children should be supervised.

*The charger may also be known as the adaptor, and is used to charge the power bank

DISCLAIMER & TRADEMARKS

All information, trademarks, logos, graphics, and images (“Materials”) provided on this user manual are copyrighted or trademarked and are the property of Valore Lifestyle Pte Ltd. Any unauthorized use of any material contained on the instruction manual may violate copyright laws, trademark laws, laws of privacy and communications statutes. The trademarks, service marks and logos used and displayed in the Materials are registered and unregistered

trademarks and service marks of Valore and others. All other registered and unregistered company names, product names and marks mentioned herein the (“Materials”) are the property of their respective owners and may be trademarks or registered trademarks.



Inspired by Valore Singapore

For full range of Valore products visit www.valore.sg