

Valore Tempered Glass Full Body Composition (VF-005)

VALORE

Thank you for purchasing the Valore Tempered Glass Full Body Composition (VF-005).

Step on this Valore body composition monitor and get instant readings of your body fat percentage, hydration level, BMI and other physical components. Equipped with 4 high precision gauge sensors for consistent and accurate measurements up to 180kg. A welcome addition to any home, work place and gym.

Important: Please read the user manual thoroughly before using your Body Composition Monitor. Note: Pregnant women should not use this monitor, and if you have a pacemaker or other internal electronic medical device.

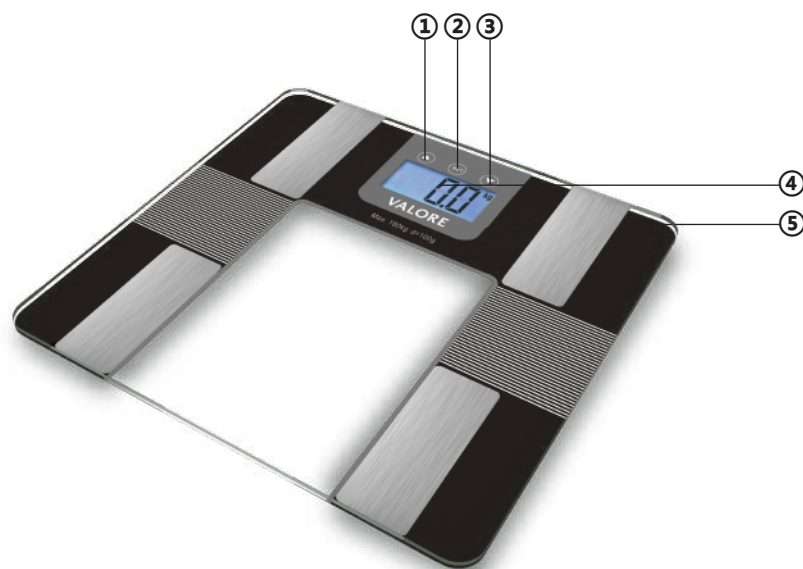
Specifications:

- Full body composition scan:
 - BMI parameter
 - Body weight
 - Body fat analysis
 - Body water analysis
 - Body bone analysis
 - Body muscle analysis
 - Calories analysis
- 10 user memory
- LCD display screen size: 78 x 38mm
- Weight Capacity: 5 – 180 kg
- Age Capacity: 6 – 100 years old
- Graduation: d = 100g
- Battery type: AAA battery x 3 (not included)
- Materials: ABS + tempered glass
- Dimensions (L x W x H): 300 x 300 x 20mm
- Weight: 1500g

Package Contents:

- Tempered Glass Body Composition Monitor

UNDERSTANDING THE PRODUCT



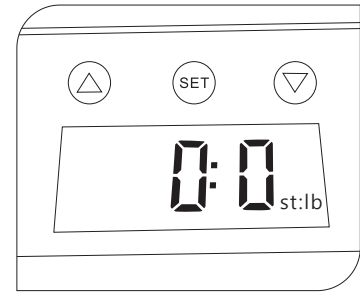
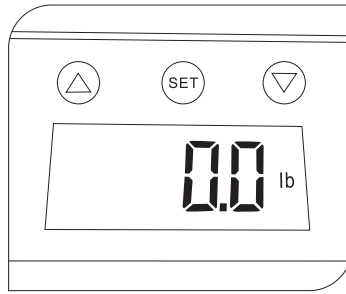
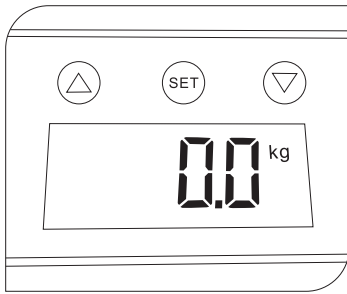
- ① Up
- ② Set
- ③ Down
- ④ Display
- ⑤ Battery compartment

START USING THE BODY COMPOSITION MONITOR

1) Unit Conversion

Press the 'Up' button to select measuring unit(kg/lb/st). The default unit is Kg.

Note: kg=kilograms, lb=pounds, st=stone

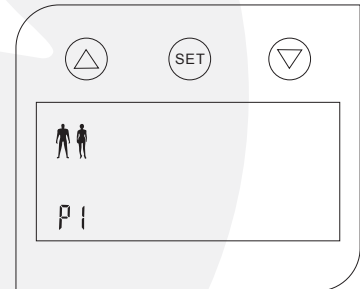
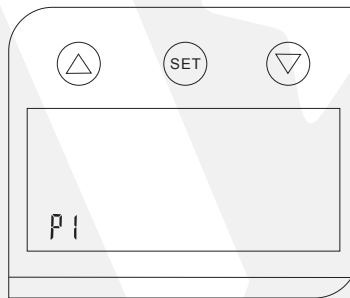
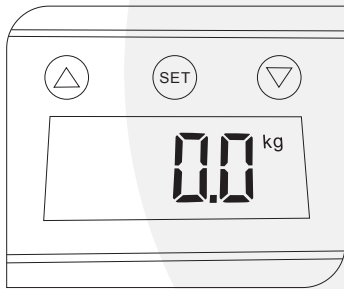


2) Personal Data

You must enter user parameters in order to measure your body fat percentage and other physical data.

Press 'Set' to turn on display for **user selection (P0-P9)**.

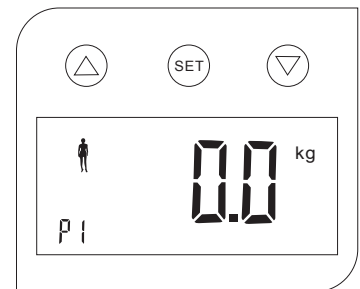
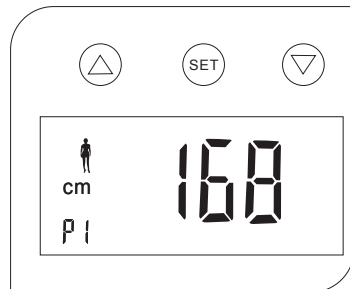
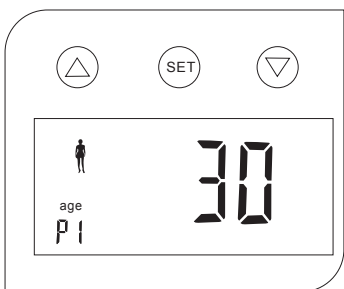
Press 'Up' or 'Down' to change the user number, press 'Set' again to select **gender**.



Press 'Up' or 'Down' to change the gender, press 'Set' again to select **age**.

Press 'Up' or 'Down' to change age, press 'Set' again to select **height**.

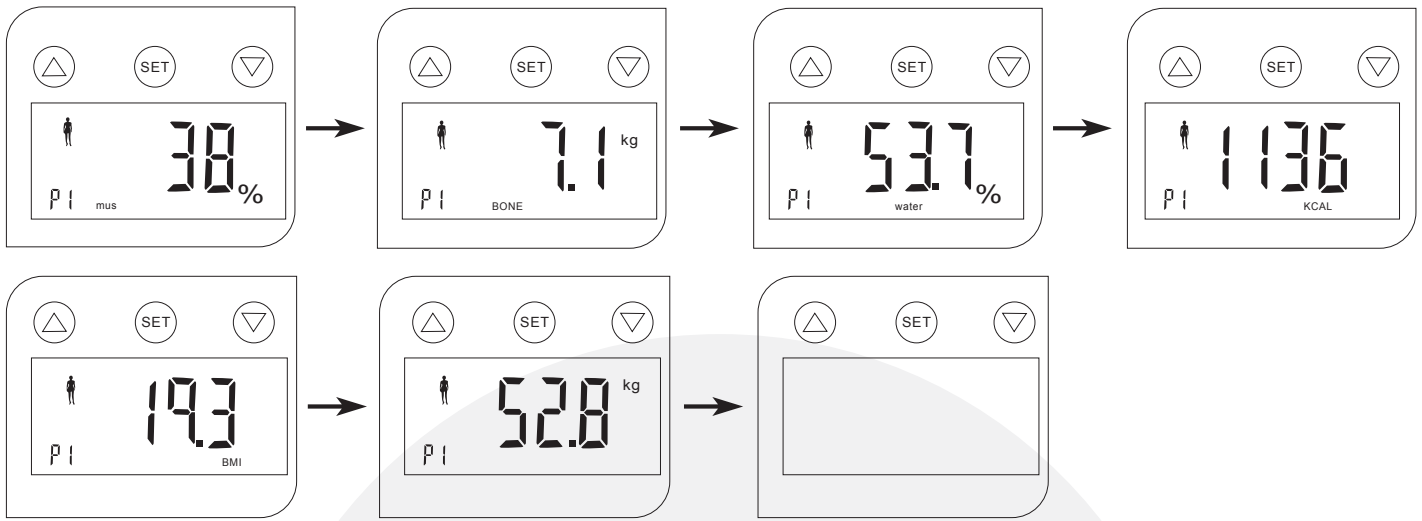
Press 'Up' or 'Down' to change height, press 'Set' again to complete.



Display will indicate 0.0kg, it is ready to measure.

3) Start Body Analysis

Stand straight and keep both feet flat on the strain gauge sensor. Wait until weight is shown on display is stable and locked. The number will flash 3 times and then enter calculation state. “ 0 0 0 0 ”. When the Body fat analysis is flashing, you can then step off from the scale.



All measure Values will be shown twice alternately in 60 seconds (4 seconds intervals). The scale will then switch off automatically.

3) Alarm Prompt

Low battery: When battery is low, the display will show 'LO' symbol. Please install new battery for accurate measures.

Over-load: When the weight value exceeds the measured values, the display will show 'O-Ld'.

Error: When display show 'ERR', please take note of the following:

- 1) Not bare feet for indentifying body fat measurement.
- 2) Steping off the scale before body fat analysis procedure is complete.
- 3) Feet are not place on strain gauge sensor for body fat measurement.
- 4) The soles of your feet are not clean, *eg. Feet perspiration etc.*
- 5) Exceed weight range.

TECHNICAL SUPPORT & WARRANTY

- For Technical Support, email us at v.info@valore.sg.
- For Warranty Registration, visit www.valore.sg.

Cautions:

Read all the instructions and warnings carefully prior to using this product.

- Do not use body composition monitor if you are pregnant, have a pacemaker or other internal electronic medical device.
- Do not store the body composition monitor in a high temperature environment.
- Do not place the body composition monitor near a fire or other excessively hot environments.
- Do not expose this body composition monitor to moisture or submerge it in liquid. Keep body composition monitor dry at all times.
- Do not disassemble this body composition monitor or attempt to repair or modify it in any manner.
- Be cautious of excessive drops, bumps, abrasions or other impacts to this body composition monitor. If there is any damage to the body composition monitor such as dents, punctures, tears, deformities or corrosion, stop using the body composition monitor and contact us immediately via email at v.info@valore.sg, or return this product to the store where you have purchased it from.
- If the product produces an abnormal smell, high temperature (low temperature during normal use), discolours or changes shape abnormally, stop using the product and contact us immediately via email at v.info@valore.sg.

DISCLAIMER & TRADEMARKS

All information, trademarks, logos, graphics, and images (“Materials”) provided on this user manual are copyrighted or trademarked and are the property of Valore Lifestyle Pte Ltd. Any unauthorized use of any material contained on the instruction manual may violate copyright laws, trademark laws, laws of privacy and communications statutes.

The trademarks, service marks and logos used and displayed in the Materials are registered and unregistered trademarks and service marks of Valore and others. All other registered and unregistered company names, product names and marks mentioned herein the (“Materials”) are the property of their respective owners and may be trademarks or registered trademarks.



Inspired by Valore Singapore

For full range of Valore products visit www.valore.sg