

# Valore LED Table Lamp With Mood Light Function (V-LTL04)

# VALORE

Thank you for purchasing the Valore LED Table Lamp (V-LTL04)

Liven your work desk or bedside table with this novelty lamp that comes with a mood light function and lights up with a gentle tap.

**Important:** Please read the user manual thoroughly before using your table lamp.


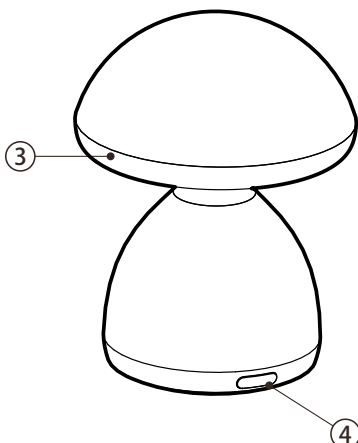
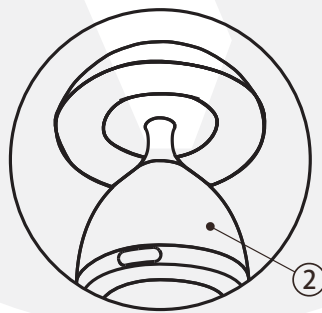
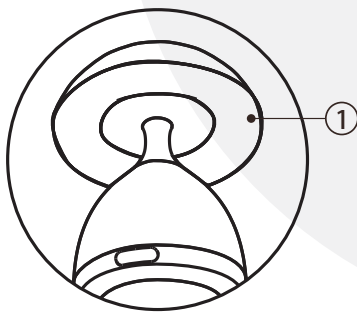
## Specifications:

- Power (w): 4.5w
- Power input: DC5V/1A (USB charging)
- Battery type: 1800mAh lithium battery
- Colour temperature: 4000k +/- 250
- Illumination: 90lm
- Material: ABS + Silicone
- Dimension (L x W x H): 155 x 155 x 205mm
- Weight: 1000g

## Package Contents:

- LED table lamp
- USB cable

## UNDERSTANDING THE PRODUCT

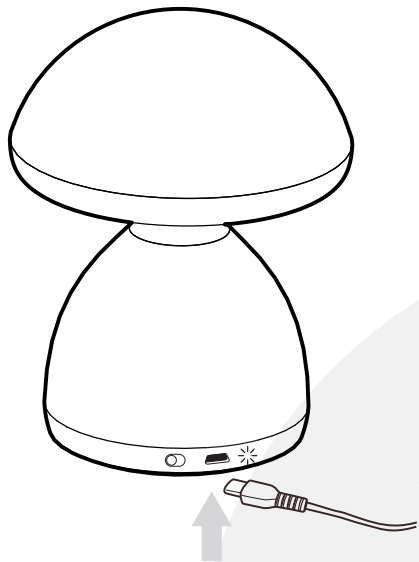


- ① White Light
- ② Moodlight
- ③ Lamp Shade
- ④ Mode Switch
- ⑤ On/Off Switch
- ⑥ Charging Indicator
- ⑦ Charging port

# START USING THE LED TABLE LAMP WITH MOOD LIGHT FUNCTION

## 1) Charging your LED table lamp with mood light function


Insert micro usb jack into the lamp charging port, connect the USB cable with 5V 1000mAh adapter to charge. The charging indicator turns on while it is charging and will automatically turn off when it is fully charged.



Note: Inactivity of the lamp will cause the lithium battery inside to discharge. To keep the battery in continuous use, put On/Off switch located at the bottom to OFF position, and charge within 6 months avoiding any battery's permanent damage.


## 2) Switching on LED table lamp with mood light function.

Pat the mushroom lamp head to turn on the white light.  
Pat again to turn off.



### 3) Switch on mood light function

To switch on mood light function, press onto the mode switch. Colours will switch automatically. To have selective colour display, press and hold onto the mode switch.



## TECHNICAL SUPPORT & WARRANTY

- For Technical Support, email us at [v.info@valore.sg](mailto:v.info@valore.sg).
- For Warranty Registration, visit [www.valore.sg](http://www.valore.sg).

### Cautions:

Read all the instructions and warnings carefully prior to using this product.

- Do not store the table lamp in a high temperature environment.
- Do not place the table lamp near a fire or other excessively hot environments.
- Do not expose its table lamp to moisture or submerge it in liquid. Keep table lamp dry at all times.
- Do not attempt to charge the table lamp using any other method or connection other than the table lamp's provided charging cable.
- Do not disassemble this table lamp or attempt to repair or modify it in any manner.
- Be cautious of excessive drops, bumps, abrasions or other impacts to this table lamp. If there is any damage to the table lamp such as dents, punctures, tears, deformities or corrosion, stop using the table lamp and contact us immediately via email at [v.info@valore.sg](mailto:v.info@valore.sg), or return this product to the store where you have purchased it from.
- If the product produces an abnormal smell, high temperature (low temperature during normal use), discolours or changes shape abnormally, stop using the product and contact us immediately via email at [v.info@valore.sg](mailto:v.info@valore.sg).

### DISCLAIMER & TRADEMARKS

All information, trademarks, logos, graphics, and images ("Materials") provided on this user manual are copyrighted or trademarked and are the property of Valore Lifestyle Pte Ltd. Any unauthorized use of any material contained on the instruction manual may violate copyright laws, trademark laws, laws of privacy and communications statutes.

The trademarks, service marks and logos used and displayed in the Materials are registered and unregistered trademarks and service marks of Valore and others. All other registered and unregistered company names, product names and marks mentioned herein the ("Materials") are the property of their respective owners and may be trademarks or registered trademarks.